

HEAVY METALS AND PHYSICO-CHEMICAL PARAMETERS ANALYSIS FROM THE WELLS IN THE BUHOCI AREA, BACAU

**Alina COCHIORCA^{1*}, Valentin NEDEFF¹, Adriano FIORUCCI²,
Mirela PANAINTE-LEHĂDUȘ¹, Narcis BĂRSAN¹, Oana IRIMIA¹**

¹Department of Environmental Engineering and Mechanical Engineering,

„Vasile Alecsandri” University of Bacău

²DIATI, Politecnico di Torino, Italy

e-mail: cochiorca_alina@yahoo.co.uk

ABSTRACT

The study purpose is to analyze the heavy metals concentrations in the water from the Buhoci area wells and to evaluate the physico-chemical parameters of this water. Measurement of physico-chemical parameters were performed on site in five locality points using portable equipment. Heavy metals from these samples were analyzed in the laboratory of Hydrogeology, Politecnico di Torino, Italy. The analyzed water sources are used for domestic consumption. The results of the physico-chemical parameters comparative analysis fall within the limits admitted according to the requirements of Romanian Law no. 458 of July 8, 2002 with values in the range of: $pH \geq 6.5 - \leq 9.5$; turbidity ($^{\circ}C$) ≤ 5 ; conductivity ($\mu S/cm$) $\leq 2,500$.

KEYWORDS: heavy metals, physical-chemical analyzes, drinking water

1. Introduction

From the total quantity of water on the surface of the earth it results that 99% is not available to be used. And the percentage of 1% is stored in the earth. In most countries, groundwater and surface waters are the main sources of fresh water that can be used for domestic and irrigation purposes. A particular importance for citizens is the evaluation of drinking water quality to determine if it is adequate for consumption [1-7].

Natural waters, irrespective of their origin, contain many impurities, of a mineral and organic nature, dissolved or dispersed, in a higher or lower concentration, which they carry in the course of natural circulation [1-3, 8].

Water from natural sources presents various qualitative aspects. To determine the quality of the water, there can be examined the organoleptic, physical, chemical, biological and bacteriological properties on the basis of field, at the source site and laboratory analyzes [1-3, 8].

Groundwater is generally characterized by a high mineralization, the dissolved mineral salts content is more than 400 mg/L and particularly formed chlorides and sulfates of sodium, potassium, calcium and magnesium [8].

The concentration of hydrogen ions is around neutral, corresponding to a pH of $6.5 \div 7.0$. From the dissolved gases predominate free carbon dioxide, the oxygen content being very low below 3 mg O₂/L [8, 9].

Depending on the mineralogical composition of the areas, some groundwater sources contain significant quantities of iron, manganese, hydrogen sulfide and sulphides, nitrogen compounds [8, 9].

Groundwater is formed up of a number of primary ions, which form compounds. These ions are sodium, potassium, magnesium, calcium, manganese and iron. Because of the cations, which are found in water combined with an anion, they can form salt compounds. The main anions are sulfate, chloride, acid carbonate and carbonate [10].

From an economic point of view, groundwater is much cheaper than surface water because there is no need to construct the reservoirs. Groundwater is usually of good quality, without solid suspensions (except for limited areas where pollution was affected) without bacteria and other pathogens [10].

Groundwaters are not just meant to be captured for supply. They have a significant contribution for supply by discharge into the river, either as a base flow or as a spring [10].

The level of water in fountains in particular areas is decreasing year after year. Due to water

supply with the both for drinking and for agriculture and industry, many streams dry out. The quality of drinking water that can come from groundwater sources is important for those who are supplying through drilling or wells [10].

In some regions, groundwater and surface water can be contaminated with heavy metals (lead, mercury and arsenic in large quantities) that can get into the body and can cause certain consequences. Just if it causes some consequences, these metals in small quantities are necessary in the body for human health. Besides the heavy metal pollution of water, it can also be polluted with nitrites and nitrates, microorganisms and organic pollutants [11-16].

The present study has been realized in the locality Buhoci in Bacau county, Romania. The study purpose is to analyze the heavy metals concentrations in the water from the Buhoci area wells and to evaluate the physico-chemical parameters of this water.

2. Study area, materials and methods

2.1. Study area

The Buhoci locality is situated 46° 57' N latitude and 27° 02' longitude E. It is located in the central - eastern area of Bacău County, with a distance of 15 km from the city of Bacău [17].

The Buhoci locality, from the point of view of geographic location, is situated in the temperate area with a strong continental influence. Along the wide corridor of Siret and Bistrita, the cold air enters from N and from the mountainous region [17].

The average annual temperature in the locality is 9.1 °C, which varies from year to year. Precipitation is influenced by temperature, humidity of the air and wind. The most abundant precipitation is in summer, followed by spring and autumn. Decrease in precipitation in winter is due to cold and dry continental air in winter and Asian anticyclone [17].

Figure 1 represents the location of the study area, exactly Buhoci locality [18].

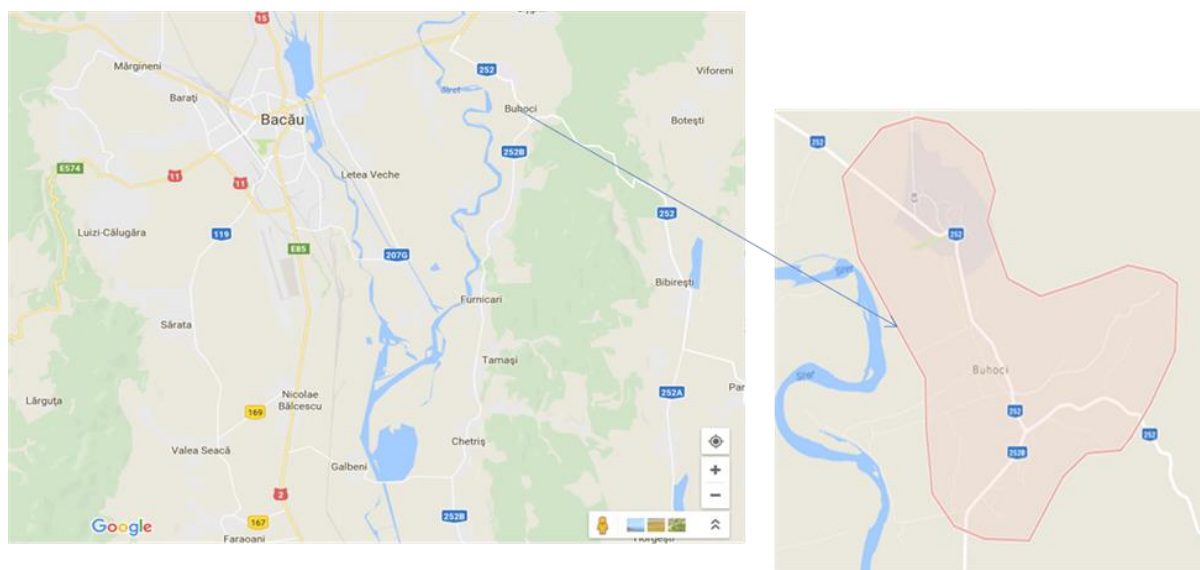


Fig. 1. Location of the study area [18]

2.2. Materials and methods

2.2.1. Sampling

For analysis of physico-chemical and heavy metals properties, 5 sampling points (Figure 2) were located using Global Positioning System (GPS), table 1. Water samples were collected in March using plastic containers. For every sampling point was collected every 500 mL of the sample.

2.2.2. Analysis of physico-chemical parameters and metals

Measurement of physico-chemical parameters were performed on site in five locality points using portable equipment. Heavy metals from these samples were analyzed in the laboratory of Hydrogeology, Politecnico di Torino, Italy.

The analysis of metals Na, K was realized using the AA-6800 Atomic Absorption Spectrophotometer. Ca, Mg and HCO_3 were determined by titration

method using the Metrohm 809 Titrando equipment, and the other metals were analyzed using Inductively

Coupled Plasma Mass Spectrometry.



Sample F1



Sample F2



Sample F3



Sample F4



Sample F5

Fig. 2. Sampling points for analysis [19]

3. Results and discussion

3.1. Physico-chemical parameters

Physical and chemical parameters analyzed from water samples collected from the wells in

March were conductivity, temperature, pH, turbidity, salinity and dissolved oxygen (Table 2).

The admissible limit values of physico-chemical parameters in drinking water according to Law no. 458 of July 8, 2002 updated in 2017 are presented in Table 1.

Table 1. Limit values permitted for physico-chemical parameters in drinking water [20]

Nr. crt.	Measured parameters	Maximum Admissible Concentration
1	pH	$\geq 6.5; \leq 9.5$
2	Turbidity (NTU)	≤ 5
3	Conductivity ($\mu\text{S}/\text{cm}$)	≤ 2.500
4	Nitrites (mg/L)	0.50
5	Nitrates (mg/L)	50
6	Dissolved oxygen (mg/L)	5

Physico-chemical parameters differ significantly from the sampling samples so that the pH values of the five samples analyzed are easy alkaline (Figure 3)

with a pH major than 7, with exception of sample number 1 (F1).

Table 2. Physico-chemical parameters of water in the locality Buhoci

No.	Sampling points	Date	pH	O ₂ (mg/L)	Temp °C	Turbidity (NTU)	Salinity °C	Conductivity (µS/cm)	Nitrites (mg/L)	Nitrates (mg/L)	Geographical coordinates
1	F ₁	March 30, 2017	7	4.7	10.7	4.21	0.6	1647	0.000	110.26	N 46°34'44,7276'' E 27°0'27,828''
2	F ₂	March 30, 2017	7.4	5.8	10.5	3.65	0.8	1608	-	-	N 46°34'45''/ E 27°0'28''
3	F ₃	March 30, 2017	7.4	3.5	11.5	0.71	0.7	1522	-	-	N 46°34'13''/ E 27°0'56''
4	F ₄	March 30, 2017	7.5	4.5	9.2	1.64	0.6	1290	-	-	N 46°33'59''/ E 27°1'9''
5	F ₅	March 30, 2017	7.28	3.9	9.8	1.11	0.5	1228	0.000	62.77	N 46°34'7''/ E 26°59'55''

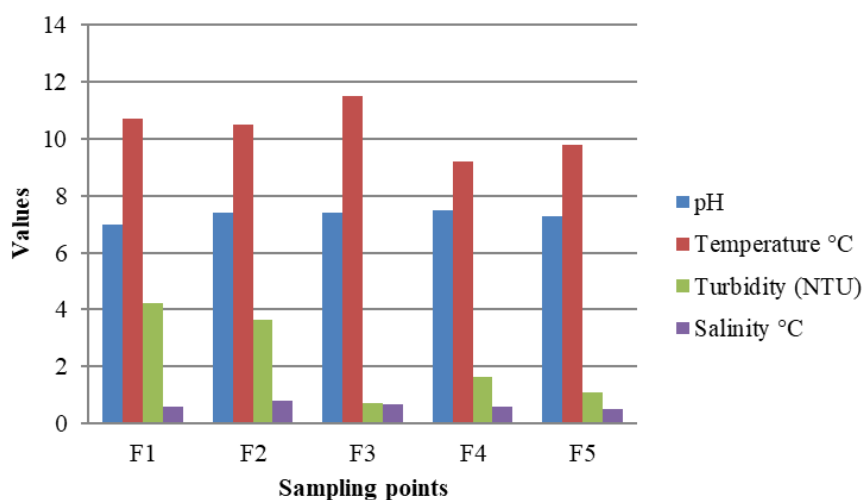


Fig. 3. Parameter values in water samples

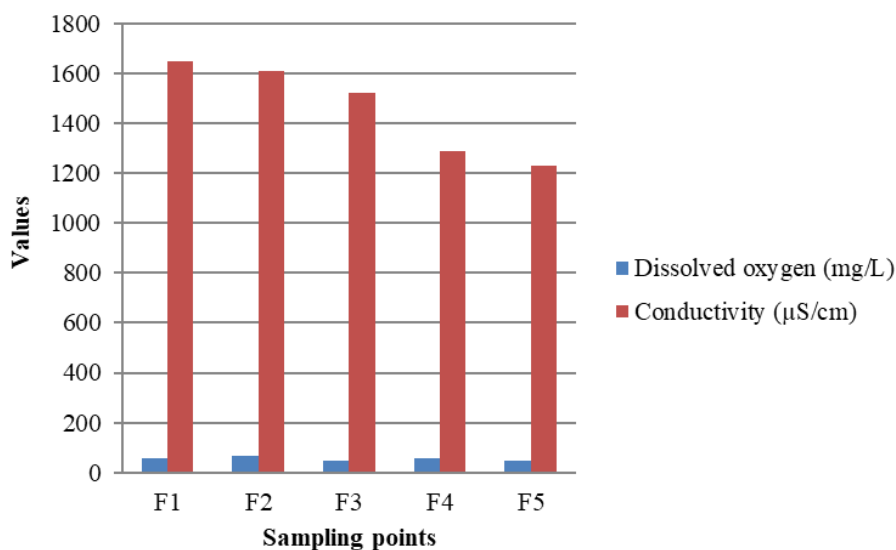


Fig. 4. Parameter values in water samples

The turbidity values (Figure 3) of the 5 samples collected from the wells in Buhoci varies between 0.71-4.21 NTU. The highest value is recorded in the sample number 1 (F1) due to disturbance of the soil during the withdrawal of water.

The quantity of dissolved oxygen (Figure 4) is higher in sample 2 (F2) than the other sampling points (Figure 4), because it depends on pressure, alkalinity and temperature (Figure 3).

The results of water conductivity analyses indicate that this parameter falls within the limits

allowed by law for all collected samples. Conductivity values varies between 1228 - 1647 $\mu\text{S}/\text{cm}$.

3.2. Concentration of metals in drinking water

The maximum permissible limits of heavy metals in drinking water on the Law no. 458 of July 8, 2002 updated in 2017 are presented in Table 3.

Table 3. Limits admitted in drinking water of heavy metals [20]

Metals in water	Limits admitted in drinking water of metals	
	Values accepted	Analysis method
Cu mg/L	0.1	STAS 3224/69
Pb $\mu\text{g}/\text{L}$	10	STAS 6362/85
Fe g/L	200	STAS 3086/68 SR 13315/96 SR ISO 6332/96
Zn g/L	5000	STAS 6327/81
Mn $\mu\text{g}/\text{L}$	50	STAS 3264/81 SR 8661-1,2/96 SR ISO 6333/96
Al g/L	200	STAS 6326/90
As $\mu\text{g}/\text{L}$	10	STAS 7885/67
Se $\mu\text{g}/\text{L}$	10	STAS 12663/88
Cd $\mu\text{g}/\text{L}$	5	STAS 11184/78

The analysis of the heavy metals in the water from the wells in Buhoci was done for sample 1 (F1) and sample number 5 (F5), because these water sources are much more usable. In Table 4 are shown

the analysis of metals in water samples analyzed in the hydrogeological laboratory of the Politecnico di Torino.

Table 4. Heavy metals concentration in water samples

Sample	Heavy metals concentration								
	Cu mg/L	Pb $\mu\text{g}/\text{L}$	Fe g/L	Zn g/L	Mn $\mu\text{g}/\text{L}$	Al g/L	As $\mu\text{g}/\text{L}$	Se $\mu\text{g}/\text{L}$	Cd $\mu\text{g}/\text{L}$
F1	0.00347	15.62	0.0000275	0.001455	6.311	0.003421	0.488	33.84	0.08
F5	0.00980	3.621	0.00001434	0.001761	0.782	0.001857	7.518	25.23	0.028

The concentration of Pb in sample number 1 (F1) exceeds the maximum permissible limit of metals in drinking water (Figure 5) according to Law no. 458 of July 8, 2002. The quantity of Selenium (Se) for the two samples of water exceeds the legal

limit in drinking water of 10 $\mu\text{g}/\text{L}$, the value being 33.84 $\mu\text{g}/\text{L}$ (Table 4). The rest of the metals in the analyzed samples (Cu, Fe, Zn, Mn, Al, As and Cd) do not exceed the limits, falling below the maximum allowed by the law.

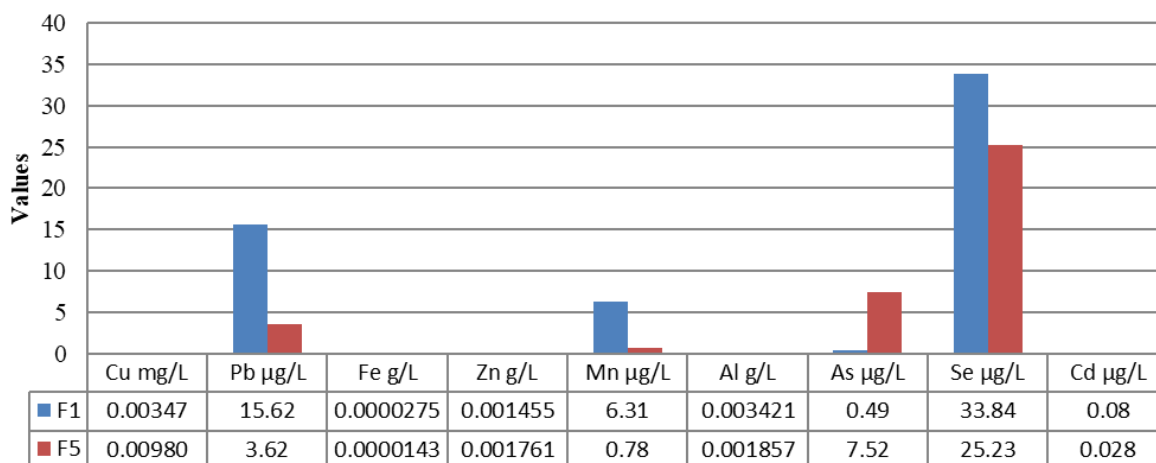


Fig. 5. Values of metal concentrations in water samples

4. Conclusions

This study was accomplished to evaluate physico-chemical parameters of water and to estimate the concentrations of metals in the water from the wells in the Buhoci area. From the analysis made it is to be seen that, the physical and chemical quality of water in the analyzed samples is good. The nitrite values in the analyzed water are zero, instead, the quantity of nitrates in the analyzed samples exceeds with much the maximum allowed by law. The concentration of nitrates in the wells can be due to the failure to comply and composition of the soil.

About the metals analyzed from drinking water coming from Buhoci locality, it results that they are below the limits allowed by law except for Pb, which is much over the limits admissible and Se.

References

- [1]. Barsan N., Nedeff V., Temea A., Mosnegutu E., Chitimus A. D., Tomozei C., *A perspective for poor wastewater infrastructure regions: a small-scale Sequencing Batch Reactor treatment system*, Chemistry Journal of Moldova, vol. 12, no. 1, p. 61-66, 2017.
- [2]. Barsan N., Nedeff V., Mosnegutu E., Panainte M., *Heat balance components of a small Sequencing Batch Reactor applied for municipal wastewater treatment*, Environmental Engineering & Management Journal, vol. 11, no. 12, p. 2133-2140, 2012.
- [3]. Tirtocă Irinia O., Tomozei C., Panainte M., Mosnegutu E. F., Barsan N., *Efficiency of filters with different filtering materials: comparative study in water treatment*, Environmental Engineering & Management Journal, vol. 11, no. 12, p. 2133-2140, 2012.
- [4]. Ross Sadler, Brooke Maetam, Benjamin Edokpolo, Des Connell, Jimmy Yu, Donald Stewart, Park M.-J., Darren Gray, Budi Laksono, *Health risk assessment for exposure to nitrate in drinking water from village wells in Semarang*, Indonesia, Environmental Pollution, vol. 216, p. 738-745, 2016.
- [5]. Jie Liu, Nesy Daniel, Dorjderem Amarbayasgalan, Jinhua Fu, Xiaohui Lei, Huajie Liu, Darryl Macer, Qingju Qiao, Amy Sun, Keisuke Tachiyama, Yi Zheng, *Water Ethics and Water Resource Management*, 2009,

http://www.unescobkk.org/fileadmin/user_upload/shs/Energyethics/EETAP14rpt.pdf, accessed in 18.10.2017.

- [6]. Muhammad Balal Arain, Ihsan Ullah, Abdul Niaz, Nasrullah Shah, Afzal Shah, Zahid Hussain, Muhammad Tariq, Hassan Imran Afridi, Jameel Ahmad Baig, Tasneem Gul Kazi, *Evaluation of water quality parameters in drinking water of district Bannu, Pakistan: Multivariate study*, Sustainability of Water Quality and Ecology, vol. 3-4, p. 114-123, 2014.
- [7]. Sotirios Karavoltos, Aikaterini Sakellari, Nikolaos Mihopoulos, Manos Dassenakis, Michael J. Scoullou, *Evaluation of the quality of drinking water in regions of Greece*, Desalination, vol. 224, p. 317-329, 2008.
- [8]. Oana Țirtoacă (Irimia), Mirela Panainte, Gabriel Lazăr, Valentin Nedeff, *Potabilizarea apelor. Procedee și tehnici de filtrare*, Ed. Alma Mater, Bacău, 2014.
- [9]. Băloiu V., *Gospodărirea apelor*, Ed. Didactică și pedagogică, București, 1971.
- [10]. Gray N. F., *Drinking water quality. Problemes and Solutions*, Second edition, Cambridge University Press, 2008.
- [11]. Duruibe J. O., Ogwuegbu M. O. C., Egwurugwu J. N., *Heavy metal pollution and human biotoxic effects*, International Journal of Physical Sciences, vol. 2 (5), p. 112-118, May 2007.
- [12]. Lebea N. Nthunya, Monaheng L. Masheane, Soraya P. Malinga, Edward N. Nxumalo, Bhekie B. Mamba, Sabelo D. Mhlanga, *Determination of toxic metals in drinking water sources in the Chief Albert Luthuli Local Municipality in Mpumalanga, South Africa*, Physics and Chemistry of the Earth, vol. 100, p. 94-100, 2017.
- [13]. Fabián Fernández-Luqueño1, Fernando López-Valdez, Prócoro Gamero-Melo, Silvia Luna- Suárez, Elsa Nadia Aguilera-González, Arturo I. Martínez, María del Socorro García- Guillermo, Gildardo Hernández-Martínez, Raúl Herrera-Mendoza, Manuel Antonio Álvarez- Garza, Ixchel Rubí Pérez-Velázquez, *Heavy metal pollution in drinking water - a global risk for human health: A review*, African Journal of Environmental Science and Technology, vol. 7(7), p. 567-584, 2013.
- [14]. Bing Wu, Yan Zhang, Xuxiang Zhang, Shupeí Cheng, *Health Risk from Exposure of Organic Pollutants Through Drinking Water Consumption in Nanjing, China*, Bull Environ Contam Toxicol, vol. 84, p. 46-50, 2010.
- [15]. Shakhawat Chowdhury, Jafar Mazumder M. A., Omar Al-Attas, Tahir Husain, *Heavy metals in drinking water: Occurrences, implications, and future needs in developing countries*, Science of the Total Environment, vol. 569-570, p. 476-488, 2016.



THE ANNALS OF "DUNAREA DE JOS" UNIVERSITY OF GALATI
FASCICLE IX. METALLURGY AND MATERIALS SCIENCE
N^o. 4 - 2017, ISSN 1453-083X

[16]. **Abdulrahman I., Alabdula'aly, Mujahid A. Khan**, *Heavy metals in cooler waters in Riyadh, Saudi Arabia*, Environ Monit. Assess, vol. 157, p. 23-28, 2009.

[17]. ***, <http://www.cadrul-natural-localitatea-Buh933.php>, accessed in 04.10.2017.

[18]. ***, <https://www.google.ro/maps/place/Buhoci>, accessed in 04.10.2017.

[19]. ***, <https://www.google.ro/maps>, accessed in 04.10.2017.

[20]. ***, Legea nr. 458/2002 privind calitatea apei potabile.